

SPHENE (AMC 2110)



Three section treatment couch, that allows much greater access to your patient's head and shoulders with its shaped top section.

Electric adjustments of height, back rest and foot section.

Designed to reduce OH&S risks and minimise manual handling.



5 Year warranty
on electrical components



Lifetime warranty
on frame and workmanship



Australian Made

Features

Movements powered by high quality electric actuators., reducing OH&S risks.

Supplied with hand control switch and one padded arm rest.

Contoured head section with breathe hole and plug.

Low minimum height gives patients the ability to easily get on and off the couch, including wheelchair transfer.

Carefully considered base design allows easy side access for patients and practitioners.

Access under couch for patient lifting devices.

125mm lockable wheels allow effortless movement of the couch.

Basic specifications

Width: 670mm

Length: 1850mm

Back rest tilt: 75°

Foot rest tilt: 70°

Height adjustment: 450mm -1000mm

Lifting capacity: 200kg

Wheels: 125mm lockable castors

Optional customisations

Foot switch control, for hands free operation

Backward couch tilt (Trendelenburg)

Additional padded, swivel arm rest

Wide variety of fabric colours available

White LED light, attached to the couch or to a moveable stand

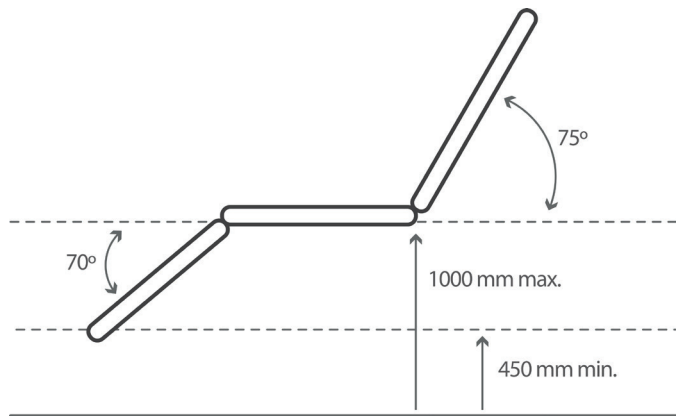
Battery Pack

Back cushion

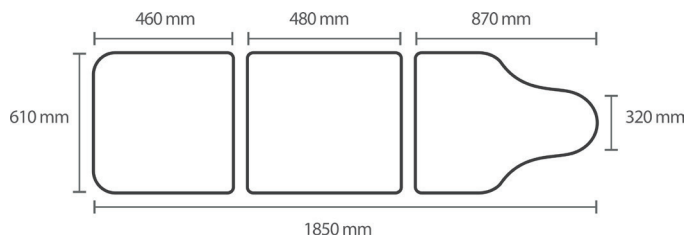
Heine light

SPHENE (AMC 2110)

Side view



Top view



Optional customisations




White LED light



Additional arm rest



Trendelenburg



Back cushion

Detailed specifications

Head section length: 870mm

Middle section length: 480mm

Foot section length: 460mm

Vinyl specifications:

UV resistant

Flame resistant

Easy to clean

Sanitised to inhibit growth of bacteria

Complies with AS 1530.3 standards

Variety of colours available

Foam specifications: 50mm foam

Frame material and colour:

Powder coated white frame

Australian steel

Wheel system:

Individual 125mm brake castors made by Tente

Drive actuators:

Hi/lo: Dewert electric actuator system

Back rest: Dewert electric actuator system

Foot section: Dewert electric actuator system

Electrical specifications: 240V 50H 26VDC 105W

Electrical standards: IPX4 rating

Lift capacity: 200kg

Shipping weight: 70 - 85 kg

Shipping dimensions:

2130mm x 820mm x 700mm

Freight charges:

Not included in sale price.

Contact our sales representatives for a quote.

ARTG number: 208309

Warranty: Lifetime on frame and workmanship

5 years on electrical components

Suitable for use in:	● GENERAL EXAMINATION	● RENAL DIALYSIS
	● ULTRASOUND	● CHEMO / DAY ONCOLOGY
	● TREATMENT ROOMS	● BLOOD COLLECTION
	● GYNAECOLOGY & OBSTETRICS	● DAY RECOVERY
	● VASCULAR	● ICU
	● CARDIOLOGY	● DAY SURGERY
	● DERMATOLOGY	● SPECIALIST APPLICATIONS
	● ENT	
	● PODIATRY	
	● COSMETIC SURGERY	